

Meet

your new

toy.

Welcome to **Dame,**

your source for sexual exploration, education, and conversation. We design products for pleasure that help you connect with yourself, enhance sexual wellness, and promote collective wellbeing. Discover your new toy →

Meet Min

Mini Wand Vibrator



Min is a powerful external vibe that proves good things come in small packages. With 5 intensity levels and 5 patterns, Min is personal, versatile, and ready for any kind of play.



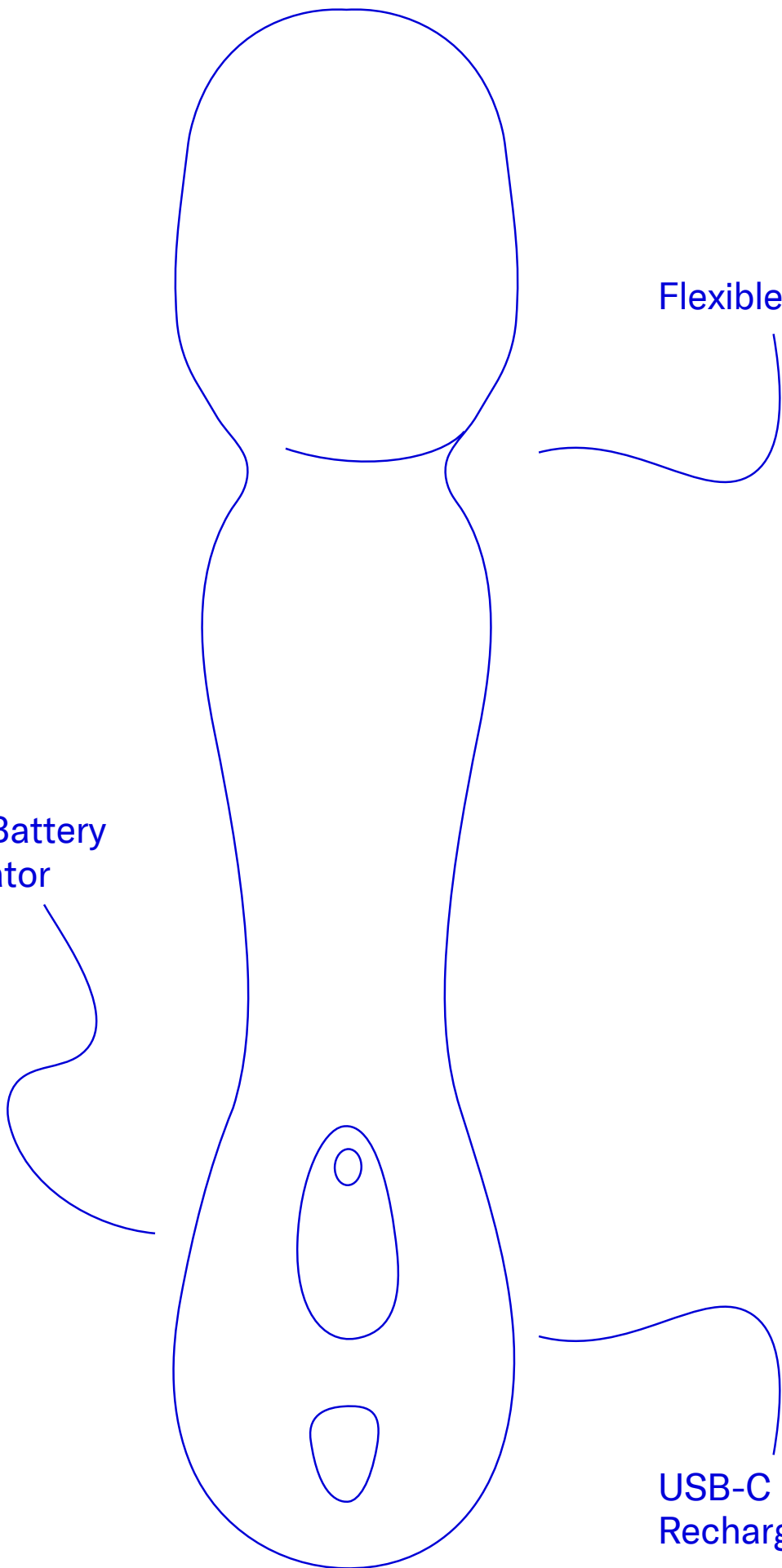
Get to know Min:

- USB-C Rechargeable
- 3-Button Control
- 5 Vibration Levels,
5 Patterns
- Waterproof
- Medical-Grade Silicone

Low-Battery
Indicator

Flexible Head

USB-C
Rechargeable

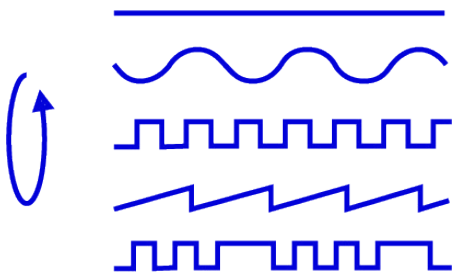


← Using Min

Please fully charge Min before use. Min has three buttons: one for power and patterns one to increase intensity, and one to lessen intensity.

Hold to turn on and off.


Press to cycle patterns.



You can change the intensity on any pattern in two ways:

Hold for steady intensity change.

Press for stepped intensity change.



Charging Min

Run time: 1 hr 30 mins at highest settings

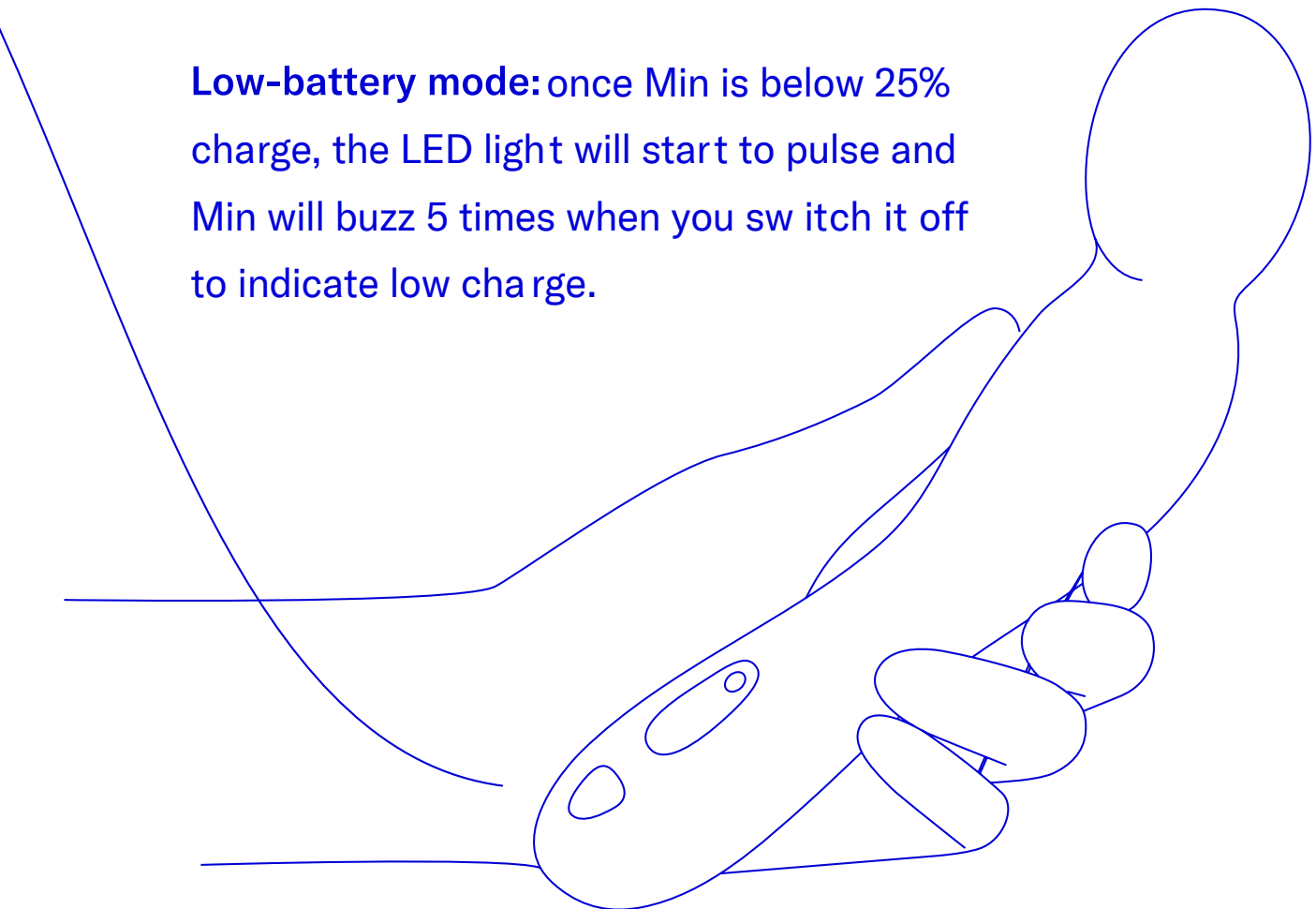
Charge time: 1 hr 25 mins

The LED indicator is located on the plastic panel near the charging port. Plug in the USB-C cable to charge Min. The LED will pulse while charging and will glow solid when fully charged.

Charging

Fully Charged

Low-battery mode: once Min is below 25% charge, the LED light will start to pulse and Min will buzz 5 times when you switch it off to indicate low charge.



Travel Mode

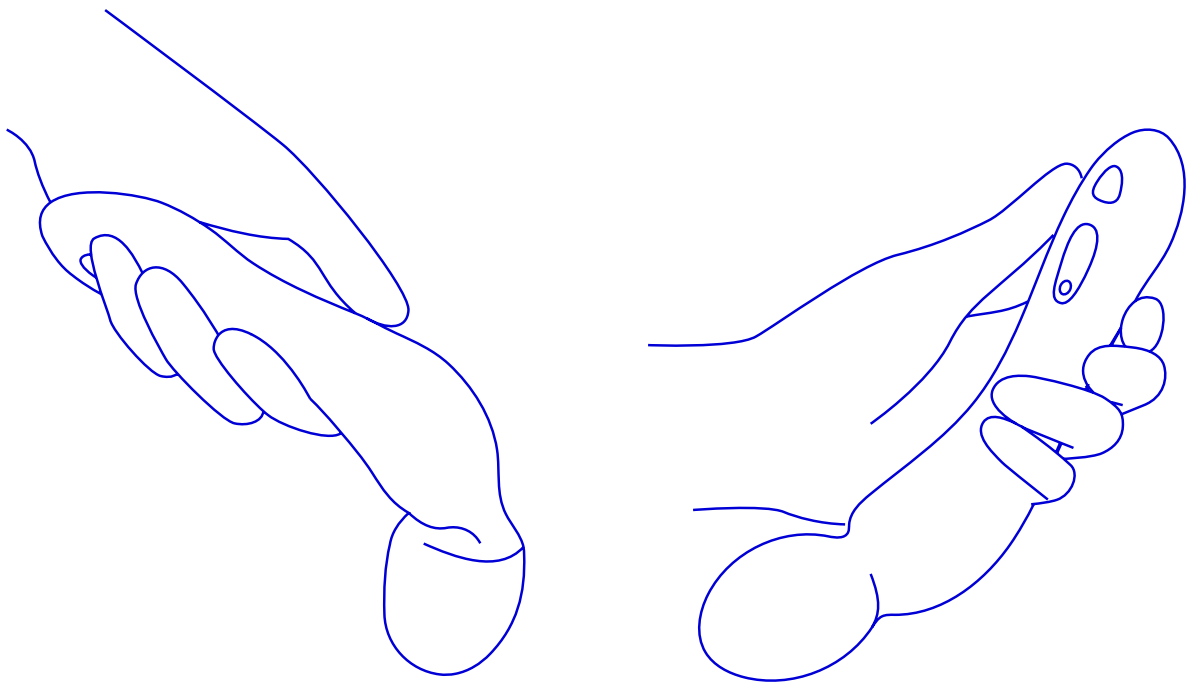
In Travel Mode, Min cannot be turned on accidentally. Hold the power button for 12 seconds to activate Travel Mode—the LED will flash 12 times once lock is activated. To exit Travel Mode, just plug Min in to charge.

Caring for Min

Min is waterproof. Clean your vibe after every use using either soap and water or a sex toy cleaner, like Dame's Hand + Vibe Cleaner. If using an alcohol-based cleaner, wait a few seconds for the alcohol to evaporate before using the toy. Dry thoroughly. Store separately from other toys, and away from extreme heat or cold.

Caring for Min

Do not use silicone-based lube with Min. Do not clean Min with untested products containing alcohol, petroleum, or acetone. Dame's Hand + Vibe cleaner is acceptable. Do not boil, bake, or clean Min in the dishwasher. Do not insert anally; Min's base is not flared for anal use. Do not use Min if it is malfunctioning. This includes, but is not limited to, overheating, sparking, or if there is material damage.



Min's small size and ergonomic curve are designed for comfort and versatility. Use it for external stimulation, as a gentle rocker, or however feels best. Find your rhythm—Min's here to match it.

Questions?

Email: support@dameproducts.com

©2024 Dame Products Inc. dba Dame Products.

Dame Products and Min are trademarks or registered trademarks of Dame Products Inc. All rights reserved



[Snap this code](#)
to explore tips,
and all things
sexual health.

This product can be disposed of in e-waste programs that accept products with lithium polymer batteries. For hygiene concerns, carefully cut away the silicone using an X-Acto knife or similar. Do not puncture the plastic enclosure. Dispose of the silicone.