

Meet Pom.

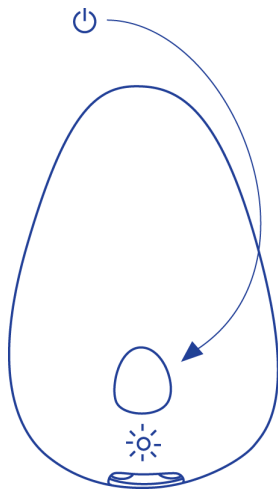
**Dame**

Hi! :)


## Using Pom

Please fully charge your Pom before use. Pom has a button for power and patterns, and another for intensity.

**Hold** to turn on and off.

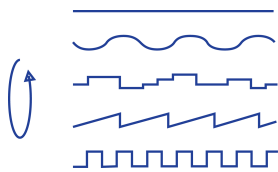


Power/Pattern



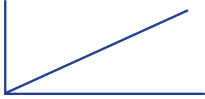
Intensity

**Press** to cycle patterns.



You can change the vibration strength for any setting in two ways:

Hold for a steady change of vibration strength.

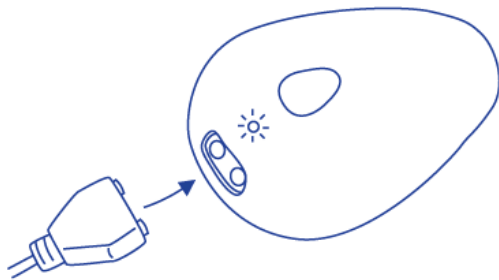


Press to change vibration strength in steps.



## Charging Pom

If the battery is low, the LED will blink red when the button is pressed.



Charging



Fully Charged



## Travel Mode

Hold the power button for 10 seconds to activate Travel Mode – the LED will blink for those 10 seconds and flash red at the end. In Travel Mode, Pom cannot be turned on accidentally. Plug Pom in to exit this mode.

## Caring for Pom

Pom is waterproof. Always clean Pom after every use, using either soap and water or a water-based sex toy cleaner. Store Pom separately from other toys, and away from extreme heat or cold.

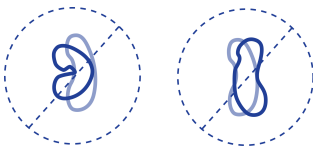
## Caution

Do not use silicone-based lube with Pom.

Do not clean Pom with products containing alcohol, petroleum, or acetone.

Do not boil, bake, microwave, or clean Pom in the dishwasher.

Do not overbend.



Enjoy



More q's?

[dameproducts.com/support](https://dameproducts.com/support)

©2018 Mating Components, LLC dba Dame Products. DAME PRODUCTS and POM are registered trademarks of Mating Components, LLC. All rights reserved.